

Status Document 01 - 2020-021

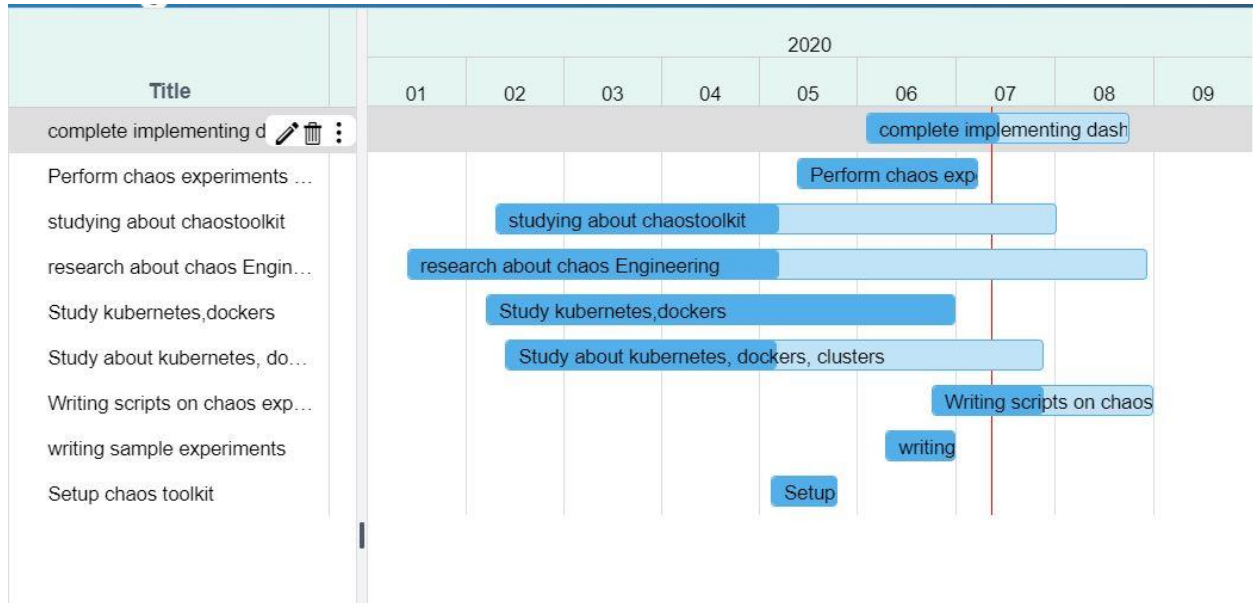
IT17410250- M.V Lakshitha

1. Project View

Category	Number of tasks (as at 13/07/2020)
Todo	1
In progress	3
Completed	6

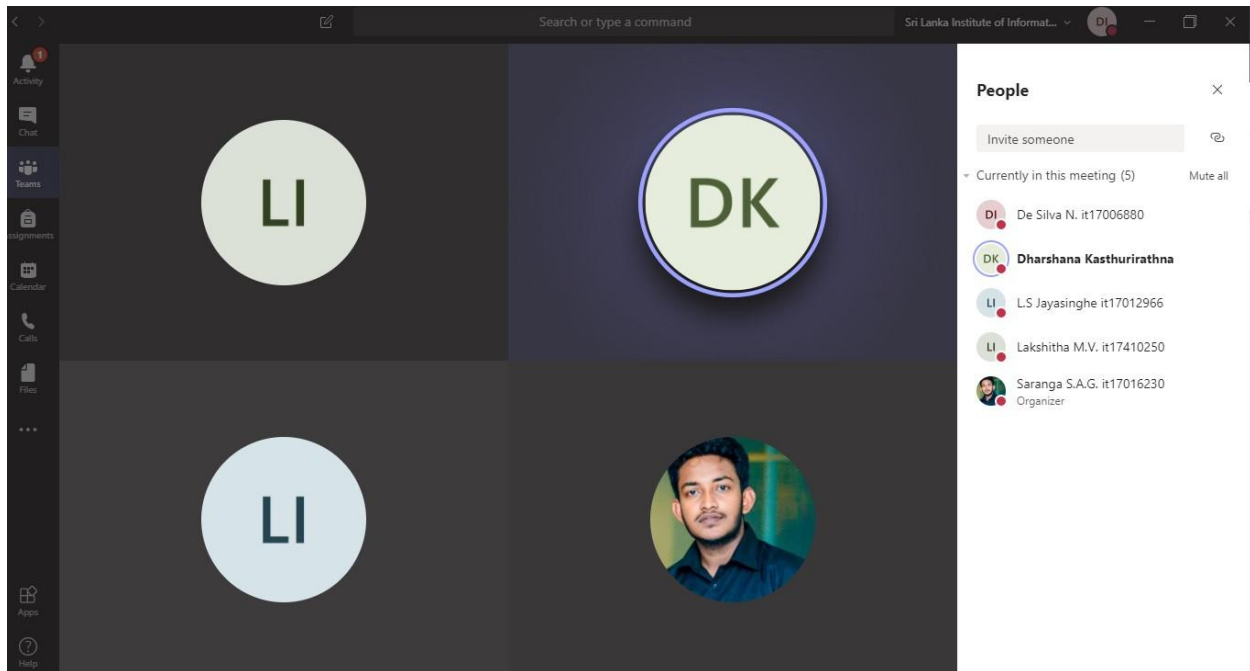
The screenshot displays a project management interface with a Kanban board. The board is organized into four columns: 'do', 'Investigations', 'In progress', and 'Completed'. Each column has a '+ Add task' button at the top. The 'do' column contains two tasks: 'complete implementing dashboard' (due 08/24) and 'sample microservice creation' (due 08/30). The 'Investigations' column contains two tasks: 'studying about chaostoolkit' (due 08/02) and 'research about chaos Engineering' (due 08/30). The 'In progress' column contains two tasks: 'Study about kubernetes, dockers, clusters' (due 07/29) and 'Writing scripts on chaos experiments' (due 09/01). The 'Completed' column contains two tasks: 'writing-sample-experiments' (due 07/01) and 'Setup-chaos-toolkit' (due 05/25). Each task card shows a status indicator (circle with a checkmark or dot) and a completion date. The interface also includes a sidebar with a team list and a top navigation bar with various tabs and filters.

2. Gantt Chart



3. Supervisor Meetings

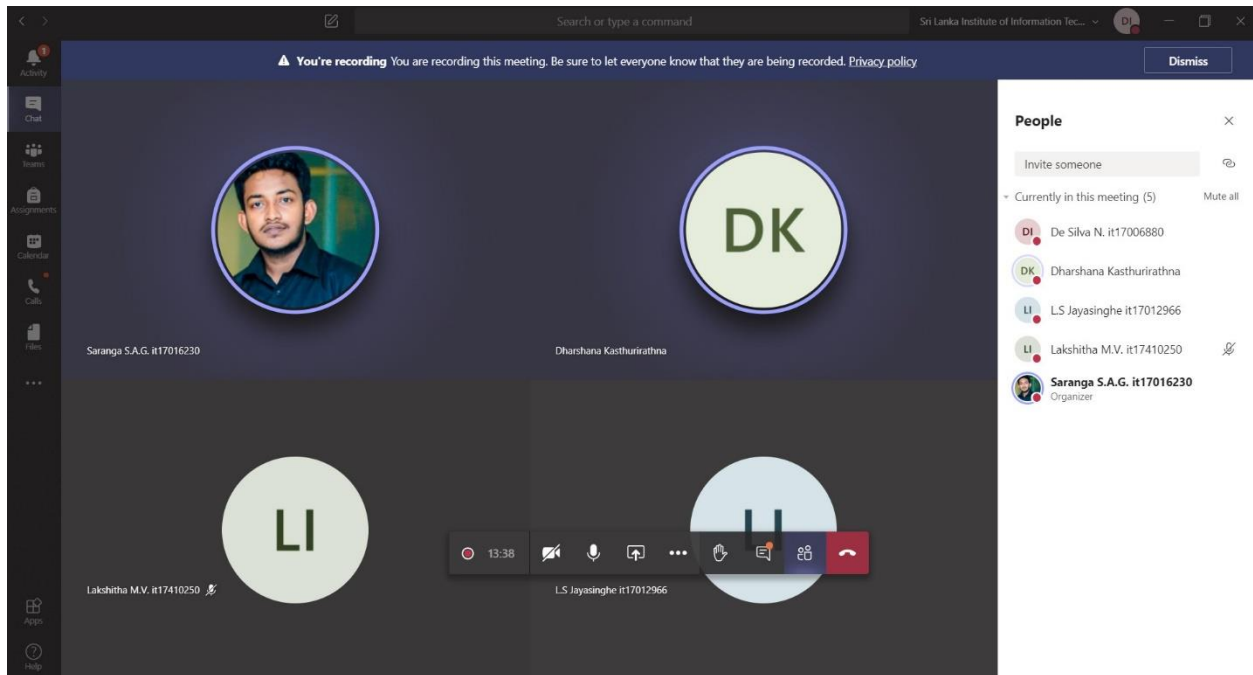
Meeting Number	Meeting Date (dd/mm/yyyy)
01	12/04/2020
02	16/05/2020
03	24/06/2020



Supervisor Meeting 01 – 12/04/2020



Supervisor Meeting 02 – 16/05/2020



Supervisor Meeting 03 – 16/05/2020

4. Additional Information

